

FLOOR PLANS

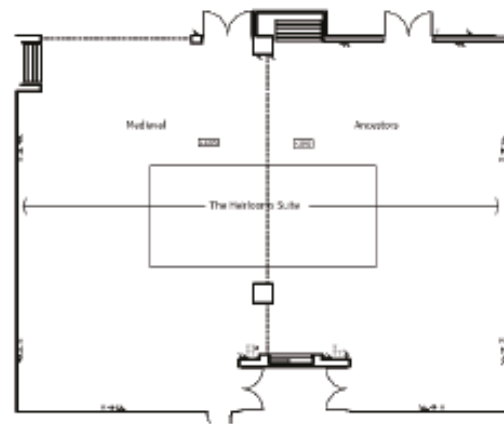
LOWER GROUND FLOOR SUITES

Wallasea Suite

The Wallasea Suite is located on the lower ground floor and can cater for up to 120 delegates theatre style. This private suite offers a grand size bar and private reception area.

Wallasea 1 and 2

Designed for flexibility, the Wallasea Suite can be divided into 2 rooms, each holding a maximum of 80 delegates theatre style.



ROOM SIZES & CAPACITIES (NO. OF DELEGATES)

ROOM NAME	Length ft/m	Width ft/m	Height ft/m	Direct Dials	Natural Daylight	Floor	Vent Type	PA System	Theatre	C'Room	U-shape	Cabaret	Boardroom	Lunch/Dinner	Dinner Dance
Wallasea Suite	41' 12.5	41' 12.5	10' 3.2	Yes	-	LG	A/C	No	120	80	45	84	50	150	120
Wallasea 1	41' 12.5	19' 5.5	10' 3.2	Yes	-	LG	A/C	No	80	40	30	42	30	80	50
Wallasea 2	41' 12.5	19' 5.5	10' 3.2	Yes	-	LG	A/C	No	80	40	30	42	30	80	50

FLOOR PLANS

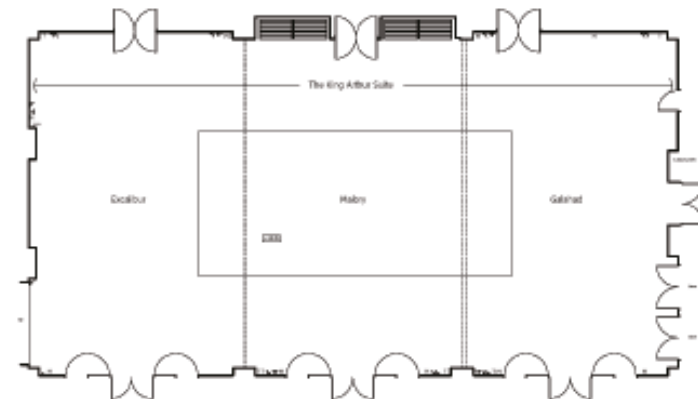
GROUND FLOOR SUITES

Mersea Suite

Located on the ground floor of the resort with its own terrace and fantastic scenery, this suite caters for up to 400 guests. The Mersea Suite offers natural daylight, a private bar, generous dancefloor with tall ceilings and no pillars.

Mersea 1, 2 and 3

Designed for flexibility, the Mersea Suite can be divided into three rooms. Each can hold a maximum of 100 delegates for a theatre style set up. Each suite is ideal as a break-out room or for syndicates. The flexibility of the Mersea Suite allows clients to partition off as much or a little as they desire.



ROOM SIZES & CAPACITIES (NO. OF DELEGATES)

ROOM NAME	Length ft/m	Width ft/m	Height ft/m	Direct Dials	Natural Daylight	Floor	Vent Type	PA System	Theatre	C'Room	U-shape	Cabaret	Boardroom	Lunch/Dinner	Dinner Dance
Mersea Suite	81' 25.5	43' 13.2	12'6" 3.9	Yes	Yes	G	C/C	No	400	150	75	120	-	250	220
Mersea 1	27' 8.3	43' 13.2	12'6" 3.9	Yes	Yes	G	C/C	No	100	50	40	48	30	80	-
Mersea 2	27' 8.3	43' 13.2	12'6" 3.9	Yes	Yes	G	C/C	No	100	50	40	48	30	80	-
Mersea 3	27' 8.3	43' 13.2	12'6" 3.9	Yes	Yes	G	C/C	No	100	50	40	48	30	80	-

FLOOR PLANS

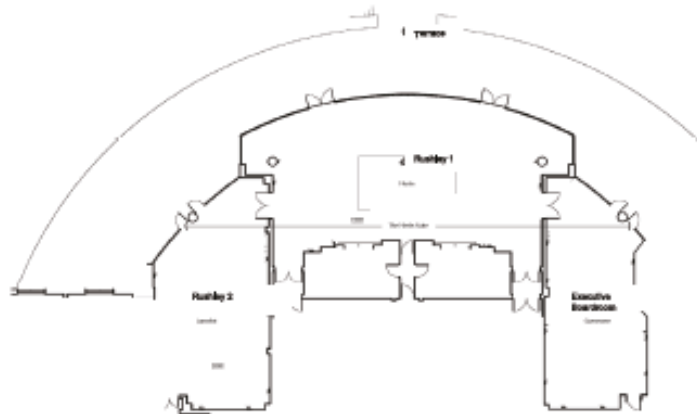
FIRST FLOOR SUITES

Rushley Suite

This light and elegant suite can cater for up to 300 guests and incorporates Rushley 1 and 2. The Rushley Suite offers a private bar and dance floor plus its own balcony overlooking the Lakes, golf course and gardens.

Rushley 1 and 2

The Rushley Suite can be divided into two rooms. Rushley 2 is a popular choice for holding meetings for up to 30 delegates with Rushley 1 itself used as a private dining option. Each room has a number of benefits and is one of the hotel's most popular suite choices.



ROOM SIZES & CAPACITIES (NO. OF DELEGATES)

ROOM NAME	Length ft/m	Width ft/m	Height ft/m	Direct Dials	Natural Daylight	Floor	Vent Type	PA System	Theatre	C'Room	U-shape	Cabaret	Boardroom	Lunch/Dinner	Dinner Dance
Rushley Suite	-	-	-	Yes	Yes	1st	A/C	No	-	-	-	-	-	160	-
Rushley 1	55' 16.7	30' 9.3	9' 2.7	Yes	Yes	1st	A/C	No	100	45	30	48	40	100	80
Rushley 2	48' 14.6	23' 7.2	8' 2.4	Yes	Yes	1st	A/C	No	80	40	28	36	30	60	50

FLOOR PLANS

FIRST FLOOR SUITES

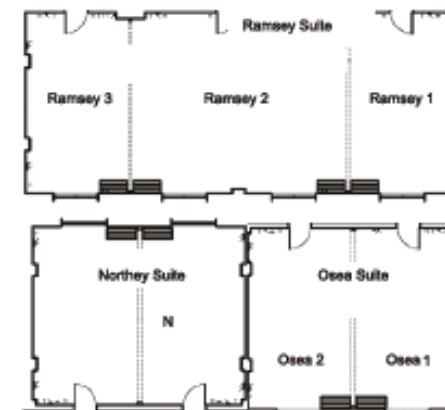
Ramsey Suite 1, 2 and 3

These rooms are adjacent to the Rushley 2 and are suitable for small conferences and meetings. All three rooms can benefit from natural daylight. Ramsey 1, 2 and 3 combined make up the Ramsey Suite, and can cater for 90 theatre style or a boardroom of 45.

Northey Suite - Northey 1 and Northey 2

Osea Suite - Osea 1 and Osea 2

All rooms offer a more relaxing and informal environment, ideal for break-out rooms or small meetings. The Osea Suite and Northey Suite provide a maximum seating capacity of 40 theatre style.



ROOM SIZES & CAPACITIES (NO. OF DELEGATES)

ROOM NAME	Length ft/m	Width ft/m	Height ft/m	Direct Dials	Natural Daylight	Floor	Vent Type	PA System	Theatre	C'Room	U-shape	Cabaret	Boardroom	Lunch/Dinner	Dinner Dance
Ramsey Suite	53'10"/16.4	23'/7.1	9'/2.6	Yes	Yes	1st	A/C	No	90	40	40	42	45	80	60
Ramsey 1 & 3	13'/4	23'/7.1	9'/2.6	Yes	Yes	1st	A/C	No	20	-	8	6	12	10	-
Ramsey 2	27'6"/8.4	23'/7.1	9'/2.6	Yes	Yes	1st	A/C	No	40	20	20	18	20	20	-
Northey Suite	27'6"/8.4	23'/7.1	9'/2.6	Yes	Yes	1st	A/C	No	40	24	20	18	20	20	-
Northey 1 & 2	13'/4	23'/7.1	9'/2.6	Yes	Yes	1st	A/C	No	20	12	8	6	12	10	-
Osea Suite	27'6"/8.4	23'/7.1	9'/2.6	Yes	Yes	1st	A/C	No	40	24	20	18	20	20	-
Osea 1 & 2	13'/4	23'/7.1	9'/2.6	Yes	Yes	1st	A/C	No	20	12	8	6	12	10	-